

Downloads

You can download Sampo Group's entire Annual Report, Financial Statements and Risk Management document as well as the reports of Sampo's subsidiaries and associated companies.

PDF Documents and Excel Tables



ANNUAL
REPORT

2013

SAMPO  GROUP





Topdanmark A/S
ANNUAL REPORT 2013





**FINANCIAL
STATEMENTS**

2013

SAMPO  GROUP



**RISK
MANAGEMENT**

2013

SAMPO  GROUP

Nordea 



Annual Report 2013




Annual Report 2013






Annual Report 2013





Sampo Group

-  **Sampo Group** Annual Report 2013
-  **Sampo Group** Financial Statements 2013
-  **Sampo Group** Risk Management 2013


Tables in Excel

-  **Sampo Group** Financial Statements 2013

Subsidiaries

-  **If P&C Insurance** Annual Report 2013
-  **Mandatum Life** Annual Report 2013

Associated Companies

-  **Nordea** Annual Report 2013
-  **Topdanmark** Annual Report 2013

Build Your Own Report

Build your own report by selecting pages or entire sections from the list below. You can either download or print the document.

Table of Contents

- 1. Group

Select All | Unselect All

- Group CEO's Review
- 2013 in Figures
- Strategy
- Group Structure
- Organization
- Businesses
 - If P&C Insurance

- Nordea
- Mandatum Life
- Personnel
 - If P&C Insurance
 - Mandatum Life
- Corporate Responsibility
 - If P&C Insurance
 - Mandatum Life
-

2. Governance Add pages Close[Select All](#) | [Unselect All](#)

- Corporate Governance Statement
- Governance Structure
- Board of Directors
 - Board of Directors' Duties
 - Election and Terms of Office of Board Members
- Board-Appointed Committees
 - Audit Committee
 - Nomination and Compensation Committee
- Group Executive Committee
 - Group Executive Committee's Duties
- Group CEO and President
- Remuneration
- Internal Audit

- Insider Administration

- External Auditor

Close3. Board of Directors' Report Add pages Close[Select All](#) | [Unselect All](#)

- Sampo Group
- Business Areas
 - P&C Insurance
 - Associated Company Nordea Bank AB
 - Life Insurance
 - Holding
- Governance
 - Changes in Group Structure
 - Annual General Meeting
 - Group CEO and President
 - Corporate Responsibility

- Personnel
 - Remuneration
 - Risk Management
 - Shares, Share Capital and Shareholders
 - Shares and Share Capital
 - Authorizations Granted to the Board
 - Shareholders
 - Financial Standing
 - Internal Dividends
 - Ratings
 - Group Solvency
 - Debt Financing
 - Outlook
 - Dividend Proposal
 - Key Figures
 - Calculation of the Key Figures
 - Group Key Figures
 - P&C Insurance Key Figures
 - Life Insurance Key Figures
 - Per Share Key Figures
 - 4. Risk Management Close Add pagesClose
- Select All | Unselect All
- Sampo Group's Operations, Risks and Earnings Logic
 - Risks
 - Earnings Logic
 - Sampo Group Steering Model and Risk Management Process
 - Parent Company's Guidance
 - Subsidiaries' Activities and Risk Management
 - Parent Company's Oversight and Activities

- Risk Governance
- Operational Risk Management in Mandatum Life
- Underwriting Risks
 - Non-life Insurance Underwriting Risks
 - Life Insurance Underwriting Risks
- Group Level Risks
- Capitalization
 - Capitalization at Group Level
 - Capitalization at Subsidiary Level
- Investment Portfolio Market Risks
 - Asset Allocations and Investment Returns
 - Risk Management Process Outlook
- Interest Rate and Currency Risks
- Equity and Spread Risks
- Counterparty Credit Risks
- ALM Risks
 - Economic Value Risks
 - Liquidity Risks
- Operational Risks
 - Operational Risk Management in If P&C
 - 5. Financial Statements Add pages Close
- Group's IFRS Financial Statements
 - Consolidated comprehensive income statement, IFRS
 - Consolidated balance sheet, IFRS
 - Statement of changes in equity, IFRS
 - Statement of cash flows, IFRS
 - Notes to the accounts
 -

Close

Add pages

Select All | Unselect All

- | | |
|--|--|
| <p>Summary of significant accounting policies</p> <ul style="list-style-type: none"> ▪ <input type="checkbox"/> Segment information ▪ <input type="checkbox"/> Notes to the Group's Financial Statements <ul style="list-style-type: none"> ▪ <input type="checkbox"/> 1 Insurance premiums written ▪ <input type="checkbox"/> 2 Net income from investments ▪ <input type="checkbox"/> 3 Claims incurred ▪ <input type="checkbox"/> 4 Change in liabilities for insurance and investment contracts ▪ <input type="checkbox"/> 5 Staff costs ▪ <input type="checkbox"/> 6 Other operating expenses ▪ <input type="checkbox"/> 7 Result analysis of P&C insurance ▪ <input type="checkbox"/> 8 Performance analysis per class of P&C insurance ▪ <input type="checkbox"/> 9 Earnings per share ▪ <input type="checkbox"/> 10 Financial assets and liabilities ▪ <input type="checkbox"/> 11 Property, plant and equipment ▪ <input type="checkbox"/> | <ul style="list-style-type: none"> 12 Investment property ▪ <input type="checkbox"/> 13 Intangible assets ▪ <input type="checkbox"/> 14 Investments in associates ▪ <input type="checkbox"/> 15 Financial assets ▪ <input type="checkbox"/> 16 Fair values ▪ <input type="checkbox"/> 17 Determination and hierarchy of fair values ▪ <input type="checkbox"/> 18 Movements in level 3 financial instruments measured at fair value ▪ <input type="checkbox"/> 19 Sensitivity analysis of level 3 financial instruments measured at fair value ▪ <input type="checkbox"/> 20 Investments related to unit-linked insurance contracts ▪ <input type="checkbox"/> 21 Deferred tax assets and liabilities ▪ <input type="checkbox"/> 22 Taxes ▪ <input type="checkbox"/> 23 Components of other comprehensive income ▪ <input type="checkbox"/> 24 Tax effects relating to components of other comprehensive income ▪ <input type="checkbox"/> |
|--|--|

- 25 Other assets
 - 26 Cash and cash equivalents
 - 27 Liabilities from insurance and investment contracts
 - 28 Liabilities from unit-linked insurance and investment contracts
 - 29 Financial liabilities
 - 30 Provisions
 - 31 Employee benefits
 - 32 Other liabilities
 - 33 Contingent liabilities and commitments
 - 34 Equity and reserves
 - 35 Related party disclosures
 - 36 Incentive schemes
 - 37 Auditors' fees
 - 38 Legal proceedings
- 39 Investments in subsidiaries
 - 40 Investments in shares and participations other than subsidiaries and associates
 - 41 Events after the balance sheet date
- Sampo plc's Financial Statements
 - Sampo plc's income statement
 - Sampo plc's balance sheet
 - Sampo plc's statement of cash flows
 - Summary of Sampo plc's significant accounting policies
 - Notes to Sampo plc's Financial Statements
 - Notes to the income statement 1-4
 - Notes to the assets 5-10
 - Notes to the liabilities 11-14
 - Notes to the income taxes 15
 - Notes to the liabilities and commitments 16-18

- Notes to the staff and management 19-21

Close

XClose

- Notes to the shares held 22

Generating PDF

Please wait...

0%

Cancel

- Approval of the Financial Statements and the Board of Directors' Report

PDF ready

- Auditor's Report

PDF error

PDF error text

- 6. Calendar and Contacts Add pagesClose

Summary

User generated version of Sampo Group's Annual Report 2013:

Select All | Unselect All

- Financial Information and AGM 2014

• Pages (0)

• Notes (0)

Generate PDF

- Contacts

XClose

Send

This email will send a personalized link to My Report that shows your selections and notes. Please note that if you share this link, all changes you or anyone else will make to the report will be reflected on the site when accessed through this personalized link.

Required fields (*)

Your email address* Message preview

Here is your personalized link to My Report containing selected pages and personal notes from Sampo Group's Online Annual Report 2013.

Your name* Verification*

Send